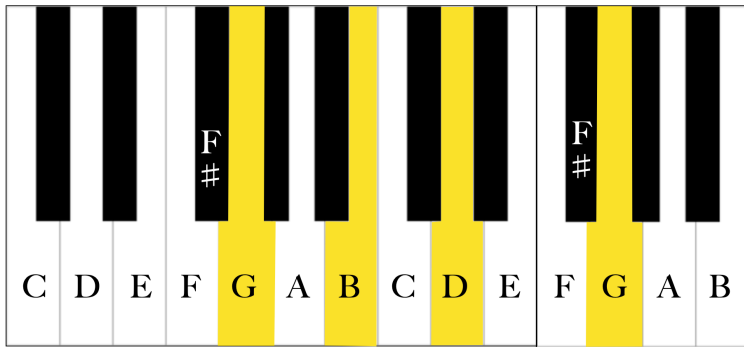
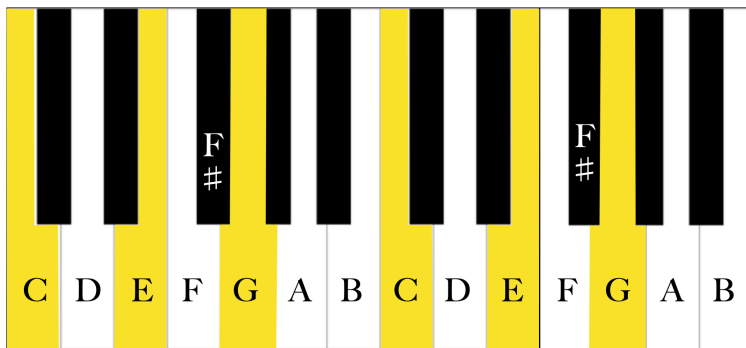


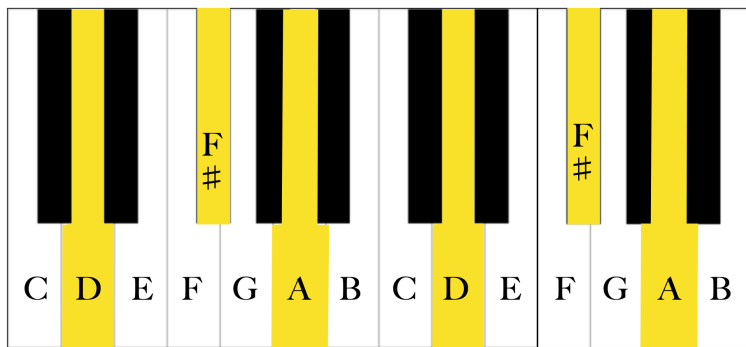
Mozart's G Major Chord Cycle



1. The keyboard above is showing the notes of the I chord in G Major. Write down the 3 chord tones for the I chord in G Major on the lines below.



2. The keyboard above is showing the notes of the IV chord in G Major. Write down the 3 chord tones for the IV chord in G major on the lines below.



3. The keyboard above is showing the notes of the V chord in G Major. Write down the 3 chord tones for the V chord in G major on the lines below.

B													
A					A								
G			G						G				
F#				F#	F#	F#		F#					
E			E				E						
D						D				D			
C	C	C	C	C									
B										B			
A													
G												G	

_____ CHORD _____ CHORD _____ CHORD

4. Label the G major chords in each of the measures above.

5. There is one non-chord tone in the melody above. Circle the non-chord tone on the graph above.

B													
A													
G													
F#													
E													
D													
C													
B													
A													
G													

_____ CHORD _____ CHORD _____ CHORD

6. Compose your own melody. First, label the chord you want below each measure. Then compose your melody on the graph using only chord tones for each chord.

B												
A												
G												
F#												
E												
D												
C												
B												
A												
G												

_____ CHORD _____ CHORD. _____ CHORD

7. Using the same melody and chords you chose on question 6, edit the melody slightly by adding in a few non-chord tones. Circle the non-chord tones on your graph to show where you made your edits.